

How Likely Is Speciation in Neutral Ecology?

Philippe Desjardins-Proulx^{1,2,*} and Dominique Gravel¹

1. Canada Research Chair on Terrestrial Ecosystems, Département de Biologie, Chimie et Géographique, Université du Québec à Rimouski, 300 Allée des Ursulines, Québec G5L 3A1, Canada; 2. College of Engineering, University of Illinois, Chicago, Illinois 60607

Submitted February 20, 2011; Accepted September 2, 2011; Electronically published November 21, 2011

ABSTRACT: Patterns of biodiversity predicted by the neutral theory rely on a simple phenomenological model of speciation. To further investigate the effect of speciation on neutral biodiversity, we analyze a spatially explicit neutral model based on population genetics. We define the metacommunity as a system of populations exchanging migrants, and we use this framework to introduce speciation with little or no gene flow (allopatric and parapatric speciation). We find that with realistic mutation rates, our metacommunity model driven by neutral processes cannot support more than a few species. Adding natural selection in the population genetics of speciation increases the number of species in the metacommunity, but the level of diversity found in the Barro Colorado Island is difficult to reach.

Keywords: neutral theory, speciation, metacommunity, spatial ecology, gene flow, allopatry.

Introduction

How patterns of biodiversity arise through ecological and evolutionary processes is a central question in modern ecology (Fussmann et al. 2007; Johnson and Stinchcombe 2007). According to Hubbell's neutral theory of biodiversity (NTB), patterns of biodiversity such as species-abundance distributions can be explained by the balance between speciation, dispersal, and random extinction (Hubbell 2001; Rosindell et al. 2011). The neutral theory provides a good fit to species distribution curves (Hubbell 2001) and has been extended in several ways (Volkov et al. 2005; de Aguiar et al. 2009; Haegeman and Etienne 2009; Rosindell et al. 2010). The neutral theory is flexible enough to fit nearly any species abundance distribution (Chave et al. 2002), but, apart from species abundance distributions, it provides valid starting points and interesting null hypotheses for many problems in community ecology (Alonso et al. 2006; Leigh 2007).

While much has been said about the assumption of ecological equivalence (Abrams 2001; Purves and Turnbull 2010), much less attention has been given to the speciation

mode (Etienne et al. 2007), which is sometimes seen as the theory's weakest point (Kopp 2010). In recent years, several variants of the NTB have explored different speciation models (Etienne et al. 2007; de Aguiar et al. 2009; Haegeman and Etienne 2009; Rosindell et al. 2010). However, nothing has been done to relate the theory to population genetics and known models of speciation, despite the fact that, as Etienne et al. (2007) noted, such a mechanistic model could eventually force us to reject neutrality. The neutral theory with point speciation has also been criticized for predicting too many rare species and too many young species (Ricklefs 2003) and for assuming a direct relationship between abundance and speciation (Etienne et al. 2007).

In this article, we introduce a neutral theory of biodiversity with a speciation model derived from population genetics. We emphasize the role of allopatric and parapatric speciation. Speciation modes are most often distinguished according to the level of gene flow between the diverging populations. Allopatric speciation occurs when the new species originates from a geographically isolated population. By contrast, sympatric speciation is often defined as speciation without geographical isolation, in short, when the diverging populations share the same location. Finally, parapatric speciation covers the middle ground between these two extremes (Gavrilets 2003).

In the original neutral theory's formulation, Hubbell presented two models of speciation, point speciation and random fission speciation (Hubbell 2001). Both are phenomenological individual-based models. In the case of point speciation, a newly recruited individual is selected at random and undergoes speciation. In the case of random fission, the whole species is divided in two at random. The random fission model is more realistic and does improve some predictions related to speciation, but the resulting species abundance curves do not fit data as well as the point speciation model (Etienne and Haegeman 2011). In both cases, the probability of speciation of a given species is directly proportional to abundance and independent of dispersal. Hubbell (2001) associates the point speciation model with sympatric speciation and the random fission model with allopatric speciation. Some rare

* Corresponding author; e-mail: philippe.d.proulx@gmail.com.

forms of sympatric speciation are indeed similar to the point speciation model, namely, polyploid speciation, but most sympatric speciation events involve a population being divided in two by nongeographical factors (Coyne and Orr 2004). Also, because neither model takes gene flow into consideration, neither can distinguish sympatric and allopatric speciation events.

While theoretical models have shown sympatric speciation to be possible, empirical studies have uncovered very few solid cases (Bolnick and Fitzpatrick 2007), and much of the theory is controversial (Barton and Polechova 2005; Spencer and Feldman 2005). Despite the growing acceptance of sympatric speciation as a plausible cause of speciation, most speciation events are still thought to occur with limited gene flow (Coyne and Orr 2004; Gavrillets and Vose 2005; Bolnick and Fitzpatrick 2007; Fitzpatrick et al. 2008). Sympatric speciation is difficult to achieve for two reasons (Coyne and Orr 2004, p. 127). First, there is antagonism between selection and recombination. As selection pushes the populations in different directions, gene flow tends to break combinations that would be beneficial for one population but not the other, creating maladapted genotypes. Also, the diverging populations have to coexist before and after reproductive isolation. Allopatric and parapatric speciation events are thought to be more common, but modeling them requires some details about the spatial structure of the metacommunity. Ricklefs (2008) argued that allopatric speciation is the creative force in community ecology, and we choose to base our model on the most common forms of speciation despite the increased complexity of a spatially explicit framework. We find that with realistic parameters, metacommunities cannot support more than a few species when the genetics of speciation is assumed to be neutral. We also considered a simple alternative pseudoselection model by adding natural selection at the genetic level but keeping the ecological equivalence assumption at the individual level. This model shows that the rates of speciation typical of the NTB cannot be obtained without selection pushing mutations to fixation.

Model

We model speciation with the Bateson-Dobzhansky-Muller model (BDM) in which reproductive isolation is caused by the accumulation of incompatible alleles (Bateson 1909; Dobzhansky 1937; Muller 1942; Orr 1996; Orr and Turelli 2001). While the BDM model is simple, we have many empirical and theoretical reasons to think that speciation events often follow a similar scheme (Gavrillets 2003; Coyne and Orr 2004). We use a two-loci and two-alleles version of the model where reproduction is not modeled explicitly (Gavrillets 2004, p. 131). A species can be divided

into several populations living in different communities, with each population having its own set of incompatible alleles at different loci. A population in community x starts with the $a_x b_x$ haplotype fixed. The allele at the first locus, a_x , mutates to A_x , and the allele at the second locus, b_x , mutates to B_x . Both mutate at the same rate, μ . We follow Gavrillets (2004) and ignore back mutations. Back mutations have been shown to slow down speciation in this model but not dramatically (Gavrillets 2004, p. 131). The path from $a_x b_x$ to $A_x B_x$ can be seen as a process with three states:

$$a_x b_x \rightarrow A_x b_x \rightarrow A_x B_x. \quad (1)$$

The haplotype $a_x B_x$ is absent because of an incompatibility between a_x and B_x . Speciation occurs when all individuals in the population carry the $A_x B_x$ haplotype. Migration brings new individuals, always with the $a_x b_x$ haplotype, at rate m . To integrate Gavrillets's BDM model in a metacommunity, we connect local communities composed of populations of one or more species. Speciation is a complex process, but this simple model captures many important characteristics of speciation events that are ignored in the NTB. First, speciation takes time. It is the result of a long process whereby a population diverges from the rest of the species to the point where reproductive isolation prevents them from producing fertile progenies (Coyne and Orr 2004). Second, with a few exceptions, the starting population size of the new species is likely to be higher than 1 (Gavrillets 2004; Rosindell et al. 2010). Third, gene flow (migration) has a strong homogenizing effect that will inhibit speciation (Coyne and Orr 2004; Fitzpatrick et al. 2008). Finally, speciation occurs as a population of a given species diverges, most often in well-defined geographic areas (Avice 2000; Coyne and Orr 2004). None of these characteristics are present in the original neutral theory (Hubbell 2001), although protracted speciation partially solves the first two problems by adding a parameter to account for the duration of speciation (Rosindell et al. 2010). Some of these problems have been solved within a population genetics framework with assortative mating (de Aguiar et al. 2009; Melián et al. 2010). In particular, de Aguiar et al.'s model covers the aspects mentioned above using a spatially explicit framework with positive assortative mating (de Aguiar et al. 2009). The model developed by de Aguiar et al. (2009) leads to distinct species without the need for physical barriers, in contrast to our approach, which is based on explicit physical barriers and limits to gene flow.

It is difficult to distinguish populations in individual-based models. Because speciation is the result of divergences between populations, it is hard to model unless individuals are grouped into populations (Coyne and Orr 2004). In the NTB and most of its variants, only two levels

of organization are recognized: the individual and the species. To integrate Gavrillets's model in the NTB, we model populations in patches using graphs. Several approaches have been used to model the spatial structure of populations and local communities. Some are spatially explicit at the level of the individual. In these models, the location of each individual is known, generally by using a grid (Rosindell and Cornell 2007) or a graph (Lieberman et al. 2005). Another approach is to consider the position of populations but ignore the exact position of the individuals within the populations. Again, this method has been used with grids (Gavrillets and Vose 2005) and graphs (Minor and Urban 2007; Economo and Keitt 2008; Dale and Fortin 2010). We use the latter approach and model the meta-community as a graph of n local communities (hereafter simply referred to as communities), where each community x can support a total of J_x individuals. These communities, composed of one or more species, are connected by dispersal (Economo and Keitt 2008, 2010; fig. 1). This spatial representation allows us to distinguish three levels of organization: species, populations, and individuals. A population is simply the sum of all the individuals of a given species in a given community. A species can thus be divided into n populations. Dispersal between two communities will always be low enough to assume that the individuals in these two communities can be defined as distinct populations (Berryman 2002).

All individuals have a haplotype ($a_x b_x$, $A_x b_x$, or $A_x B_x$), and we follow explicitly their dynamics in each community. Because these haplotypes represent a path toward speciation in a particular community, they should be seen as different pairs of loci for each population. For example, if an individual migrates from community 1 to community 2, it will carry the $a_1 b_2$ haplotype in its new community, regardless of its haplotype in community 1. This assumption is not realistic in all situations because both mutational order and ecological speciation are known to be influenced by complex interactions between the diverging populations (Mani and Clarke 1990; Coyne and Orr 2004; Gavrillets 2004; Schluter 2009; Nosil and Flaxman 2011). Integrating the effect of these divergences would require many more assumptions about the nature of speciation and in most cases cannot be done without introducing the concept of niche (Schluter 2000). We ignore much of the details of speciation in favor of a simple model that captures many of the most fundamental characteristics of speciation as a population process (Gavrillets 2004). Because there is no niche differentiation, new mutations toward speciation are always allowed to appear regardless of the ecological context. As soon as all the individuals of a given species inside a local community x carry the haplotype $A_x B_x$, they undergo speciation (fig. 1). An alternative approach would be to allow $A_x B_x$ individuals to undergo

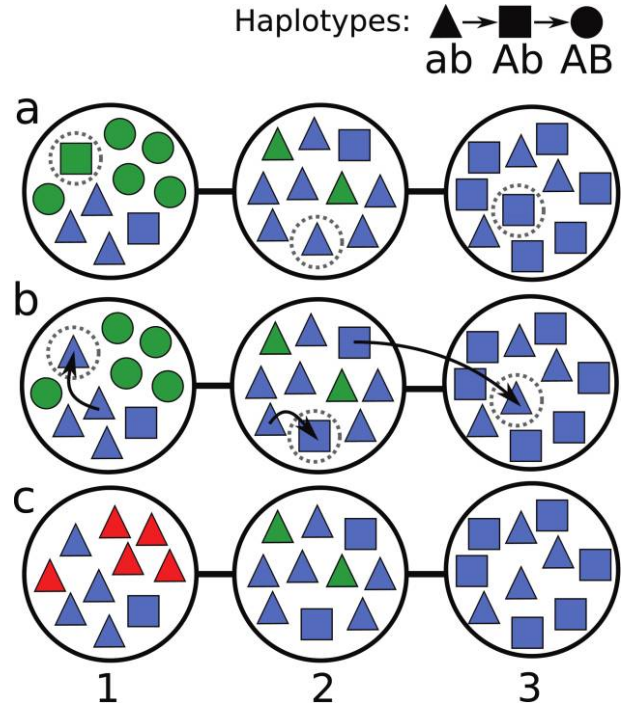


Figure 1: Illustration of the dynamics of a metacommunity with three local communities (numbered from 1 to 3) of 10 individuals. Colors and shapes are used to distinguish species and haplotypes, respectively. *a*, At each time step, an individual is selected in each community. All individuals have the same probability $1/J_x$ of being selected, with J_x being the size of the local community. *b*, The individuals selected are then replaced either by migration (with probability m) or by local replacement (with probability $1 - m$). In community 1, the individual is replaced by a local replacement event. A blue individual is chosen with $P(\text{blue}) = 0.4$, and then the $a_1 b_1$ haplotype is chosen with $P(a_1 b_1) = 3w_{a_1 b_1} / (3w_{a_1 b_1} + 1w_{A_1 b_1})$, with w being the fitness of the various haplotypes. In community 2, a blue individual with haplotype $a_2 b_2$ is selected and mutates to $A_2 b_2$ (probability μ). The individual in community 3 is replaced by a migrant. A blue individual is selected in community 2 with probability 0.8. While this individual carries $A_2 b_2$, we assume different mutations are required in each community to achieve speciation. Thus, migrants carry no mutations at the focal loci for the population into which they move and the $A_2 b_2$ haplotype is irrelevant in community 3. *c*, At the end of the time step, speciation occurs if $A_x B_x$ is fixed. Because all green individuals in community 1 carry $A_1 B_1$, they speciate and are now represented by red triangles ($a_1 b_1$).

speciation even in the presence of $a_x b_x$ if there are no $A_i b_i$ individuals present. However, this model would fail to account for the homogenizing effect of gene flow and would almost always lead to sympatric speciation. Because we want to model allopatric and parapatric speciation, we follow Gavrillets (2004) and allow speciation only when $A_x B_x$ is fixed.

Metacommunity dynamics is similar to Hubbell's neutral model of biodiversity (Hubbell 2001) and the Moran

model in population genetics (Moran 1962; Ewens 2004). It can be described in three steps (fig. 1). (1) For each time step, an individual is selected in each community. All individuals have the same probability $1/J_x$ of being selected, with J_x being the size of the community (fig. 1a). (2) The individuals selected in step 1 are replaced either by migration or by local replacement (fig. 1b). The probability of migration from x to y is given by the matrix \mathbf{m} . In the case of migration from x to y ($x \neq y$), the new individual will belong to species i with probability N_{ix}/J_y , with N_{ix} being the population size of species i in community x . We assume that migrants carry no mutations at the focal loci for the population into which they move so the haplotype is ignored and the new individual will carry $a_y b_y$. In the case of local replacement events, the new individual will also belong to species i with probability N_{ix}/J_x . However, the fitness of the haplotypes is used to determine the new individual's haplotype. In the neutral model, we can simply select the species and haplotype using relative abundance. One of the basic tenets of the NTB is ecological equivalence, so to introduce selection within the framework of neutral ecology, the probability to pick an individual from one species has to ignore the internal genetic composition. In this pseudoselection model, we use a multiplicative fitness regime (Charlesworth and Charlesworth 2011, p. 166), leading to $w_{a_x b_x} = 1$, $w_{A_x B_x} = 1 + s$, and $w_{A_x b_x} = (1 + s)^2$, where w denotes fitness and s is the selection coefficient. The neutral model is the special case $s = 0$. In reality, if a population has many individuals with haplotypes $A_x b_x$ and $A_x B_x$, it should have an advantage over a population with only $a_x b_x$ individuals, but this would break the ecological equivalence assumption of neutral ecology, so we ignore it. After the haplotype is selected, $a_x b_x$ mutates to $A_x b_x$ and $A_x b_x$ to $A_x B_x$ at rate μ . (3) In the last step, all populations with $A_x B_x$ fixed undergo speciation (fig. 1c). The individuals of the new species will carry $a_x b_x$, and a new path toward speciation is possible. This is similar to the infinite sites approach of population genetics (Crow and Kimura 1970) and is a direct consequence of neutrality.

We consider four different metacommunity shapes: circle, complete, star, and random. In the circle each community is linked by migration to its two neighboring communities. In the complete metacommunity, each community is linked to all the others. In the star, a single central community forms a link to all outer communities, which have no other links. The random graph is an assemblage of communities based on random geometric graphs (Penrose 2003). These random graphs are used to test algorithms designed for spatial structures such as maps (Sedgewick 2002). The migration matrix is built with a single parameter ω , which represents the strength of the links between communities. The migration probability be-

tween two linked communities x and y is found by dividing ω by the sum of all links to community x plus 1 (for local replacement events). This method ensures that all rows in the migration matrix sum to 1 and that communities with more links are subjected to stronger migration. The probability that an individual selected in community x will be replaced by migration is

$$m_x = \frac{c\omega}{1 + c\omega} \approx c\omega, \quad (2)$$

with c being the number of communities linked to x . The 1 in the denominator stands for the weight given to local replacement events, and ω is always much smaller than 1 so the average migration probability is approximately $c\omega$. Circle communities all have $c = 2$; for communities in the complete metacommunity, $c = n - 1$; and for stars we have $c = 1$, except for the central community, where $c = n - 1$. The average number of links for the random graphs depends on n but varies little for $n < 30$. With $n = 10$, the random graphs have on average 2.56 links.

We explored the model by simulations using an implementation in ANSI C99 (the code is available at <https://github.com/PhDP/origin>). Each simulation starts with 20 species evenly distributed in the metacommunity. We compared simulations with communities of size $J_x = 10^2$ to 10^6 and found similar results. We thus use $J_x = 10^4$ unless otherwise noted. The mutation rate μ for eukaryotes is generally between 10^{-4} and 10^{-6} (Drake et al. 1998; Gavrillets 2004), and we set μ to the highest realistic value, $\mu = 10^{-4}$. The simulations ran for 100,000 generations (a generation being J_x time steps; Rosindell et al. 2010). We recorded the average local and regional species richness over the last 1,000 generations.

Results

We found that for our neutral metacommunity model with realistic parameter values, regardless of its size, shape, and dispersal rate, the local species richness never exceeds a few species. Communities are dominated by one species, sometimes with a few individuals from other species (fig. 1). For all values of ω , regional species diversity at equilibrium is equal to or less than the number of communities. Not surprisingly, we find that reducing the average migration rate increases the speciation rate, but it also increases the number of extinctions. For $\omega < 10^{-5}$, the regional species richness stabilizes at n , while for $\omega > 10^{-3}$, the entire metacommunity supports only a single species. We find a threshold migration rate around $\omega = 10^{-4}$, where the regional species richness increases suddenly. Around this value, the number of species varies between 1 and n . When $\omega < 10^{-5}$, the communities are so isolated

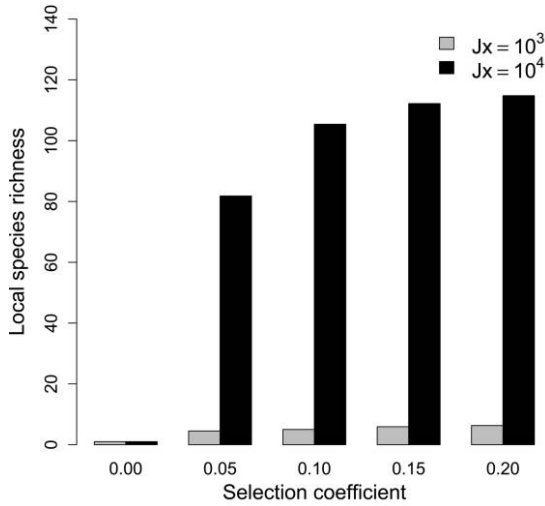


Figure 2: Average number of species in local communities at equilibrium in the pseudoselection model increases nonlinearly with selection. The number of species quickly increases between $s = 0.00$ and $s = 0.05$, in part because selection pushes the alleles toward speciation but also because it reduces the fitness of migrants. We used random geometric graphs with $\omega = 5 \times 10^{-4}$ and $n = 10$.

that they are dominated by a single species, sometimes with a small number of individuals from one or two other species.

We studied the effect of increasing the mutation rate beyond realistic values. Keeping J_x at 10^4 and $\omega = 5 \times 10^{-4}$, we ran simulations for several mutation rates. Even a 10-fold increase in the mutation rate ($\mu = 10^{-3}$) has little effect on the equilibrium regional species richness. The metacommunity sustains higher diversity around a mutation rate of $\mu = 10^{-2}$. This mutation rate is well above the typical mutation rate (Drake et al. 1998; Gavrilits 2004). This finding lends credit to the theory that the NTB requires unrealistically high speciation rates (Ricklefs 2003).

Within-population selection has an important impact on species richness (fig. 2). We explored the parameter space to find the values of ω and n (the number of communities) where diversity is highest. For ω , diversity peaks around 5×10^{-4} , with little variation between the different community shapes. Local diversity increases with n between 1 and 5 but quickly reaches a plateau. Except for the complete metacommunity and the star, increasing n beyond 10 has no effect on local diversity. Star, circle, and random metacommunities share a similar regional species abundance distribution, which is similar to a lognormal distribution with negative skewness (a long left tail). The complete metacommunity supports fewer species, espe-

cially as n increases. There are fewer rare species than the regional distribution seen in the NTB, supporting the criticism of Ricklefs (2003), who argued that the NTB predicted too many rare species.

We illustrated the effect of selection on species abundance distribution with a comparison to the tropical forest in Barro Colorado Island, Panama (Condit et al. 2002). This plot of 50 ha contains 21,457 individuals and 225 species (Condit et al. 2002). To find the minimal amount of selection required in our model to reach this level of diversity, we use the most species-rich combination of parameters for random geometric graphs (fig. 3) and then increase s to reach an average local species richness of 220 using communities of size $J_x = 22,000$. This point is never reached. Local diversity increases with s but saturates around $s = 0.15$ (fig. 3). Selection above $s = 0.15$ has little effect on species richness but decreases the median life span from 380, with $s = 0.15$, to 240, with $s = 0.35$. Selection accelerates speciation events, so, as s increases, species will lose parts of their populations to daughter species at a faster pace, reducing the median life span. The median population size at speciation decreases slightly with selection but remains in the 550–600 range for $0.35 \geq s \geq 0.15$. This pattern is also related to the speciation rate. As s increases, newly established populations are more likely to undergo speciation before they can reach high

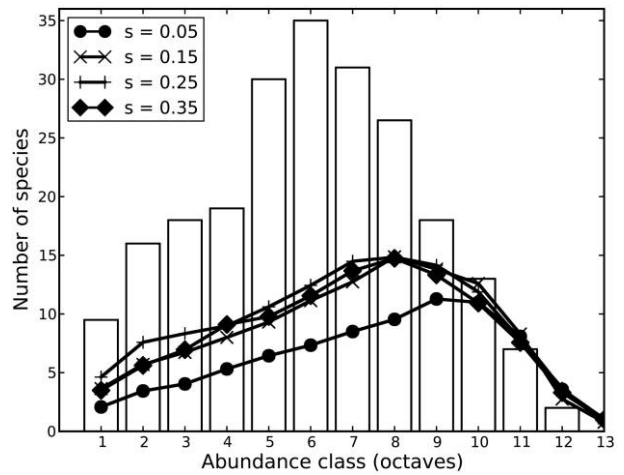


Figure 3: Average local species abundance with selection from 0.05 to 0.35. Random geometric graphs were used with the most favorable set of parameters found ($\omega = 5 \times 10^{-4}$ and $n = 10$). We set the local community size J_x to 22,000, and the species distributions are compared to a 50-ha plot in Barro Colorado Island, Panama (Condit et al. 2002). Selection increases local diversity but saturates quickly. Despite the favorable parameters and strong within-population selection, the level of diversity found in the Barro Colorado Island is reached in only less than 5% of the communities subjected to strong selection ($s = 0.25$ and $s = 0.35$).

abundances. A small number of communities supported a significantly higher diversity than average. Of the communities with $s = 0.25$ and $s = 0.35$, 5% supported more than 200 species, with the most diverse local community supporting 233 species.

Discussion

In this study, we developed a framework to study speciation as a population process within neutral ecology. The speciation rate was not assumed to take any particular value; it is an emergent property of the system. It depends on selection, the mutation rate, migration, and the shape of the metacommunity. Also, we made no assumption about the relationship between abundance and the speciation rate. Species with more individuals are likely to occupy more communities, so they will have more opportunities to speciate, but the relationship will depend on the shape of the metacommunity and the spatial distribution of the populations. Our goal was to examine the relationship between neutral ecology and a more mechanistic model of speciation based on population genetics. Phenomenological models are not inherently inferior (McGill and Nekola 2010), but they should be compared to their mechanistic counterpart to determine whether they can provide a good approximation of reality, under what conditions this approximation can hold, and what kind of assumptions are required to make it hold (Kopp 2010). Our assumptions deliberately made speciation easy to achieve. We used the BDM model with only two steps required to reach speciation, and we ignored back mutations (Gavrilets 2004). The mutation rate chosen was plausible but high (Drake et al. 1998; Kumar and Subramanian 2002). There was always a mutation toward speciation available, arguably the most unrealistic assumption because the conditions for speciation are seldom common (Coyne and Orr 2004). All these assumptions greatly favor speciation, yet the model failed to produce metacommunities with many species unless selection is added or the mutation rate is set to impossible levels. The only element that could have a significant negative effect on speciation is the assumption that new migrants always carry the $a_x b_x$ haplotype (Gavrilets 2004), although this assumption is supported by empirical evidence against speciation with gene flow (Coyne and Orr 2004). The level of diversity seen in the Barro Colorado Island data set is hard to reach with allopatric and parapatric speciation events within our neutral model, even with the addition of within-population selection. Yet recent studies have improved the speciation model within neutral ecology (Rosindell et al. 2010; Rosindell and Phillimore 2011) and it remains to be seen whether allopatric or parapatric speciation can be included explicitly in a neutral model with-

out resulting in species-poor communities. This is an important challenge for the neutral theory given the importance of these modes of speciation. Adding temporal variation in ω might increase diversity to more reasonable levels as allopatric speciation events often follow changes in the environment (Coyne and Orr 2004). Also, negative frequency dependence could improve the fit by allowing species to remain in local communities for more time (Volkov et al. 2005; Melián et al. 2010).

Speciation can be achieved easily if mutations toward speciation are given some positive selection coefficient. But new species, being the result of the accumulation of fitness-enhancing mutations, should have greater fitness, which would violate the NTB's ecological equivalence assumption. Zhou and Zhang's nearly neutral model showed that small differences between species lead to markedly different species distributions (Zhou and Zhang 2008). However, Du et al. (2011) argued that negative density dependence can offset the effect of competition and lead to neutral patterns. There is little doubt that selection plays an important role in speciation events (Coyne and Orr 2004), and few neutral models of speciation have been developed (Nei et al. 1983). Speciation by drift alone is simply too slow (Turelli et al. 2001). A possible alternative is to model speciation with positive assortative mating, in which individuals mate more often with similar individuals (Felsenstein 1981; Coyne and Orr 2004). This has been attempted in two recent models (de Aguiar et al. 2009; Melián et al. 2010) based on Higgs and Derrida's (1992) work on neutral dynamics with assortative mating. Although de Aguiar et al. (2009) rely on positive assortative mating, which is generally associated with sympatric speciation (Coyne and Orr 2004, p. 130), their model does not assume a particular biogeography for speciation and covers both sympatric and parapatric speciation events. In their model speciation is also inhibited by gene flow (de Aguiar et al. 2009, fig. 1). Melián et al. (2010) reached the conclusion that frequency-dependent selection leads to more species than neutral models.

When comparing models, one aspect to consider is their complexity. Theoretical population genetics is based mostly on mathematical models that are simple enough to be analytically tractable, which has led to a tendency to ignore spatial complexity (Epperson et al. 2010). Because allopatric and parapatric speciation events rely on this spatial complexity, we have few theoretical models to study the effect of these forms of speciation on diversity. We chose to base our theory on the most common forms of speciation and introduced a simple method to model allopatric and parapatric speciation in complex spatial structures. While using graphs adds a layer of complexity to neutral ecology, our approach fixes some of the problems of the point speciation model without adding new

parameters for speciation, as we replace the speciation rate ν with the mutation rate μ . More importantly, this approach allows us to divide a species into populations, a fundamental unit in evolution. Ricklefs (2003) argued that new species under the point speciation model would not be recognized as species, because those species have appeared instantaneously and are likely too similar. More importantly, one of the problems with a fixed speciation rate ν is that speciation is directly influenced by ecological factors such as isolation and habitats. In particular, the inhibiting effect of gene flow on speciation is ignored in most community models with speciation (Hubbell 2001; Volkov et al. 2005; Etienne et al. 2007; Rosindell et al. 2010; but see Rosindell and Phillimore 2011), despite the fact that gene flow shapes patterns of speciation (Coyne and Orr 2004), which in turn has an important influence on the predictions (Etienne et al. 2007; Etienne and Haegeman 2011).

Acknowledgments

We thank J. Rosindell for many stimulating discussions and helpful comments. We also thank E. Economo, R. Etienne, F. Jabot, E. G. Leigh Jr., N. Loeuille, and an anonymous referee for reviewing an early draft of this article. We thank the volunteers who spent days collecting the data on Barro Colorado Island, Panama. This work was supported by a research grant from the Canada Research Chair program to D.G.

Literature Cited

- Abrams, P. A. 2001. A world without competition. *Nature* 412:858–859.
- Alonso, D., R. S. Etienne, and A. J. McKane. 2006. The merits of neutral theory. *Trends in Ecology & Evolution* 21:451–457.
- Avise, J. C. 2000. *Phylogeography*. Harvard University Press, Cambridge, MA.
- Barton, N. H., and J. Polechova. 2005. The limitations of adaptive dynamics as a model of evolution. *Journal of Evolutionary Biology* 18:1186–1190.
- Bateson, W. 1909. Heredity and variations in modern lights. Pages 85–101 in A. C. Seward, ed. *Darwin and modern science*. Cambridge University Press, Cambridge.
- Berryman, A. A. 2002. Population: a central concept for ecology? *Oikos* 97:439–442.
- Bolnick, D. I., and B. M. Fitzpatrick. 2007. Sympatric speciation: models and empirical evidence. *Annual Review of Ecology, Evolution, and Systematics* 38:459–487.
- Charlesworth, B., and D. Charlesworth. 2011. *Elements of evolutionary genetics*. Roberts, Greenwood Village, CO.
- Chave, J., H. C. Muller-Landau, and S. A. Levine. 2002. Comparing classical community models: theoretical consequences for patterns of diversity. *American Naturalist* 159:1–23.
- Condit, R., N. Pitman, E. G. Leigh, J. Chave, J. Terborgh, R. B. Foster, P. Nunez, et al. 2002. Beta-diversity in tropical forests. *Science* 295:666–669.
- Coyne, J. A., and H. A. Orr. 2004. *Speciation*. Sinauer, Sunderland, MA.
- Crow, J. F., and M. Kimura. 1970. *Introduction to population genetics theory*. Harper & Row, New York.
- Dale, M. R. T., and M.-J. Fortin. 2010. From graphs to spatial graphs. *Annual Review of Ecology, Evolution, and Systematics* 41:21–38.
- de Aguiar, M. A. M., M. Baranger, E. M. Baptestini, and Y. Bar-Yam. 2009. Global patterns of speciation and diversity. *Nature* 460:384–387.
- Dobzhansky, T. G. 1937. *Genetics and the origin of species*. Columbia University Press, New York.
- Drake, J. W., B. Charlesworth, D. Charlesworth, and J. F. Crow. 1998. Rates of spontaneous mutation. *Genetics* 148:1667–1686.
- Du, X., S. Zhou, and R. S. Etienne. 2011. Negative density dependence can offset the effect of species competitive asymmetry: a niche-based mechanism for neutral-like patterns. *Journal of Theoretical Biology* 278:127–134.
- Economo, E. P., and T. H. Keitt. 2008. Species diversity in neutral metacommunities: a network approach. *Ecology Letters* 11:52–62.
- . 2010. Network isolation and local diversity in neutral metacommunities. *Oikos* 10:1–9.
- Epperson, B. K., B. H. McRae, K. Scribner, S. A. Cushman, M. S. Rosenberg, M. J. Fortin, P. M. A. James, et al. 2010. Utility of computer simulations in landscape genetics. *Molecular Ecology* 19:3549–3564.
- Etienne, R. S., and B. Haegeman. 2011. The neutral theory of biodiversity with random fission speciation. *Theoretical Ecology* 4:87–109.
- Etienne, R. S., M. E. F. Apol, H. Olf, and F. J. Weissing. 2007. Modes of speciation and the neutral theory of biodiversity. *Oikos* 116:241–258.
- Ewens, W. J. 2004. *Mathematical population genetics. Interdisciplinary Applied Mathematics*. Vol. 27. 2nd ed. Springer, New York.
- Felsenstein, J. 1981. Skepticism towards Santa Rosalia, or why are there so few kinds of animals? *Evolution* 35:124–138.
- Fitzpatrick, B. M., J. A. Fordyce, and S. Gavrillets. 2008. What, if anything, is sympatric speciation? *Journal of Evolutionary Biology* 21:1452–1459.
- Fussmann, F. G., M. Loreau, and P. A. Abrams. 2007. Eco-evolutionary dynamics of communities and ecosystems. *Functional Ecology* 21:465–477.
- Gavrilets, S. 2003. Perspective: models of speciation: what have we learned in 40 years? *Evolution* 57:2197–2215.
- . 2004. *Fitness landscapes and the origin of species*. Princeton University Press, Princeton, NJ.
- Gavrilets, S., and A. Vose. 2005. Dynamic patterns of adaptive radiation. *Proceedings of the National Academy of Sciences of the USA* 102:18040–18045.
- Haegeman, B., and R. S. Etienne. 2009. Neutral models with generalised speciation. *Bulletin of Mathematical Biology* 71:1507–1519.
- Higgs, P. G., and B. Derrida. 1992. Genetic distance and species formation in evolving populations. *Journal of Molecular Evolution* 35:454–465.
- Hubbell, S. P. 2001. *The unified neutral theory of biodiversity and biogeography. Monographs in Population Biology*. Vol. 32. Princeton University Press, Princeton, NJ.
- Johnson, M. T. J., and J. R. Stinchcombe. 2007. An emerging synthesis

- between community ecology and evolutionary biology. *Trends in Ecology & Evolution* 22:250–257.
- Kopp, M. 2010. Speciation and the neutral theory of biodiversity: modes of speciation affect patterns of biodiversity in neutral communities. *Bioessays* 32:564–570.
- Kumar, S., and S. Subramanian. 2002. Mutation rates in mammalian genomes. *Proceedings of the National Academy of Sciences of the USA* 99:803–808.
- Leigh, E. G. 2007. Neutral theory: a historical perspective. *Journal of Evolutionary Biology* 20:2075–2091.
- Lieberman, E., C. Hauert, and M. A. Nowak. 2005. Evolutionary dynamics on graphs. *Nature* 433:312–316.
- Mani, G. S., and B. Clarke. 1990. Mutational order: a major stochastic process in evolution. *Proceedings of the Royal Society B: Biological Sciences* 240:29–37.
- McGill, B. J., and J. C. Nekola. 2010. Mechanisms in macroecology: AWOL or purloined letter? towards a pragmatic view of mechanism. *Oikos* 119:591–603.
- Melián, C., D. Alonso, D. P. Vázquez, J. Regetz, and S. Allesina. 2010. Frequency-dependent selection predicts patterns of radiations and biodiversity. *PLoS Computational Biology* 6:e1000892.
- Minor, E. S., and D. L. Urban. 2007. Graph theory as a proxy for spatially explicit population models in conservation planning. *Ecological Applications* 17:1771–1782.
- Moran, P. A. P. 1962. *The statistical processes of evolutionary theory*. Oxford University Press, Oxford.
- Muller, H. J. 1942. Isolating mechanisms, evolution and temperature. *Biological Symposia* 6:71–125.
- Nei, M., T. Maruyama, and C.-I. Wu. 1983. Models of evolution of reproductive isolation. *Genetics* 105:557–579.
- Nosil, P., and S. M. Flaxman. 2011. Conditions for mutation-order speciation. *Proceedings of the Royal Society B: Biological Sciences* 278:399–407.
- Orr, H. A. 1996. Dobzhansky, Bateson and the genetics of speciation. *Genetics* 144:1331–1335.
- Orr, H. A., and M. Turelli. 2001. The evolution of post-zygotic isolation: accumulating Dobzhansky-Muller incompatibilities. *Evolution* 55:1085–1094.
- Penrose, M. 2003. *Random geometric graphs*. Oxford University Press, Oxford.
- Purves, D. W., and L. A. Turnbull. 2010. Different but equal: the implausible assumption at the heart of neutral theory. *Journal of Animal Ecology* 79:1215–1225.
- Ricklefs, R. E. 2003. A comment on Hubbell's zero-sum ecological drift model. *Oikos* 100:185–192.
- . 2008. Disintegration of the ecological community. *American Naturalist* 172:741–750.
- Rosindell, J., and S. J. Cornell. 2007. Species-area relationships from a spatially explicit neutral model in an infinite landscape. *Ecology Letters* 10:586–595.
- Rosindell, J., and A. B. Phillimore. 2011. A unified model of island biogeography sheds light on the zone of radiation. *Ecology Letters* 14:552–560.
- Rosindell, J., S. J. Cornell, S. P. Hubbell, and R. S. Etienne. 2010. Protracted speciation revitalizes the neutral theory of biodiversity. *Ecology Letters* 13:716–727.
- Rosindell, J., S. P. Hubbell, and R. S. Etienne. 2011. The unified neutral theory of biodiversity and biogeography at age ten. *Trends in Ecology & Evolution* 26:340–348.
- Schluter, D. 2000. *The ecology of adaptive radiation*. Oxford University Press, Oxford.
- . 2009. Evidence for ecological speciation and its alternative. *Science* 323:737–741.
- Sedgewick, R. 2002. *Algorithms in C, part 5: graph algorithms*. Addison-Wesley, Reading, MA.
- Spencer, H. G., and M. W. Feldman. 2005. Adaptive dynamics, game theory and evolutionary population genetics. *Journal of Evolutionary Biology* 18:1191–1193.
- Turelli, M., N. H. Barton, and J. A. Coyne. 2001. Theory and speciation. *Trends in Ecology & Evolution* 16:330–343.
- Volkov, I., J. R. Banavar, F. He, S. P. Hubbell, and A. Maritan. 2005. Density dependence explains tree species abundance and diversity in tropical forests. *Nature* 438:658–661.
- Zhou, S.-R., and D.-Y. Zhang. 2008. A nearly neutral model of biodiversity. *Ecology* 89:248–258.

Associate Editor: Troy Day
Editor: Mark A. McPeck